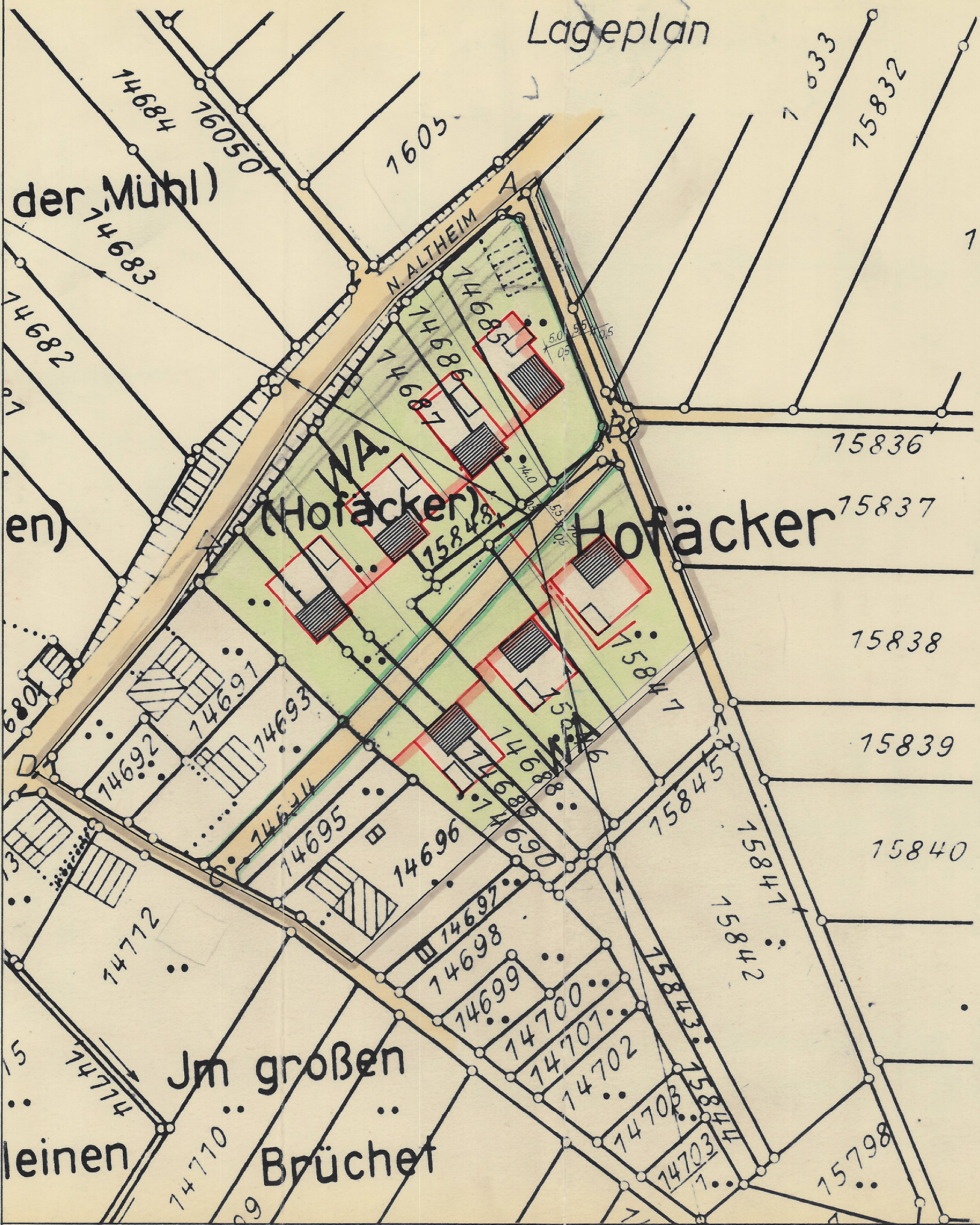












Lageplan



-  BESTEHENDE BEBAUUNG
-  WEGFALLENDE BEBAUUNG
-  GEPLANTE BEBAUUNG
Z=2 GRZ = 0.4
-  NICHT ÜBERBAUBARE
GRUNDSTÜCKSFLÄCHE
-  GEPLANTE STRASSEN
-  BAULINIE
-  BAUGRENZE
-  STRASSENBEGRENZUNGS-
LINIE
-  GRENZE DES PLANUNGS-
GEBIETES

FÜR DIE GEMEINDE :
GÖTZINGEN. DEN 12. 2. 1963

BÜRGERMEISTER

J. J. J.

FÜR DEN ENTWURF :
KARLSRUHE. DEN 18.1. 1963

Dipl.-Ing. Friedrich Irion
(17a) Karlsruhe-Durlach
Schopfleher Straße 10

[Signature]